



National Marine Manufacturers Association

nmma.org

ECONOMIC SIGNIFICANCE OF RECREATIONAL BOATING IN ILLINOIS

CONGRESSIONAL DISTRICT 18

Number of Recreational Boats*	35,849
Recreational Boating Industry Businesses	43
Total Jobs	2,765
Annual Recreational Boating-Related Spending	\$149.8 MILLION



TOTAL ANNUAL ECONOMIC IMPACT OF RECREATIONAL BOATING:

\$352.3 MILLION

RECREATIONAL BOATS IN IL-18

TOTAL BOATS* **35,849**

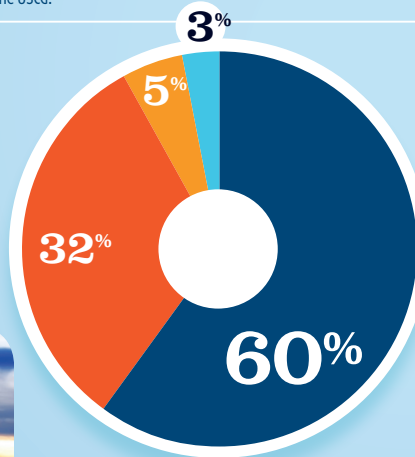
REGISTERED BOATS	35,849
Power boats	31,597
PWCs	2,928
Sailboats	569
Other Boats	755
HOUSEHOLDS PER BOAT	7.9



* Total boats are registered boats as reported by states to the USCG.

RECREATIONAL BOATING CREATES JOBS IN IL-18

TOTAL BOATING JOBS	177
Boat Building	6
Motor / Engine Mfgr.	-
Accessory / Supplies Mfgr.	8
Dealers / Wholesalers	56
Boat Services	107

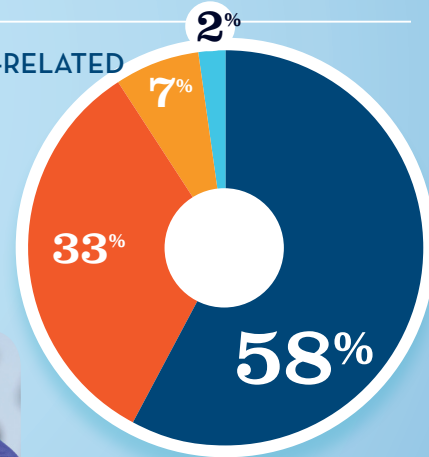


BOAT BUILDING †
MOTOR/ENG. MFGR. †
ACC./SUPPLIES MFGR.
DLRS/WHOLESALERS
BOAT SERVICES † 0%



RECREATIONAL BOATING-RELATED BUSINESSES IN IL-18

TOTAL BUSINESSES	43
Boat Building	1
Motor / Engine Mfgr.	-
Accessory / Supplies Mfgr.	3
Dealers / Wholesalers	14
Boat Services	25

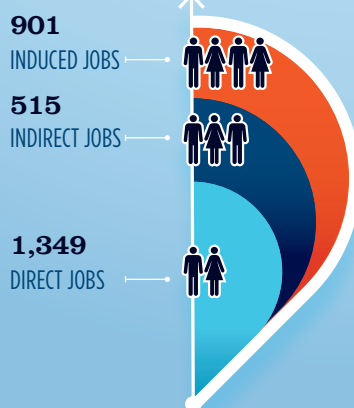


BOAT BUILDING †
MOTOR/ENG. MFGR. †
ACC./SUPPLIES MFGR.
DLRS/WHOLESALERS
BOAT SERVICES † 0%



ESTIMATED JOBS IMPACT OF RECREATIONAL BOATING-RELATED SPENDING IN IL-18

EST. TOTAL JOBS	2,765
EST. TOTAL LABOR INCOME	\$114.6 MILLIONS
Est. Direct Income	\$46.3
Est. Indirect Income	\$28.8
Est. Induced Income	\$39.5



RECREATIONAL BOATING INDUSTRY SALES IN IL-18

Boat Building	\$1.5	\$1.5 MILLION
Motor / Engine Mfgr.	\$0.0	\$0.0 MILLION
Accessory / Supplies Mfgr.	\$2.1	\$2.1 MILLION
TOTAL MFGR. SALES	\$3.6	
Dealers / Wholesalers	\$26.4	\$26.4 MILLION
Boat Services	\$22.8	\$22.8 MILLION
TOTAL RETAIL & SERVICES SALES	\$49.2	

BOAT BUILDING
MOTOR/ENG. MFGR.
ACC./SUPPLIES MFGR.
DLRS/WHOLESALERS
BOAT SERVICES

Source: NMMMA's Center of Knowledge; Recreational Marine Research Center at Michigan State University